


AMBER

ER SERIES

Radiant Tube Heaters



Energy saving industry and

AMBI-RAD - The next best thing to t

Ambi-Rad's radiant heating systems heat buildings in exactly the same way as the sun. Beaming infra-red rays downward onto the people working below where they feel immediate feeling of warmth. At the same time the floor and surroundings absorb the heat rays which in turn become secondary heat emitters producing an all round comfort feeling.

Unlike a warm air heating system the infra-red rays do not heat the air through which they pass therefore energy is saved. Energy savings, as high as 71% has been achieved.

The Ambi-Rad ER range of gas fired tubular heaters for overhead or wall inclined mounting are ideal for heating factories, workshops, warehouses and aircraft hangars, in fact any industrial building.

The heaters consist of single or twin parallel radiant emitter tubes positioned below a highly polished stainless steel reflector. A gas burner with fully automatic control fires into the emitter tube and the hot gasses are drawn through it by a vacuum fan.

The burner assembly incorporates two compartments. A combustion chamber in which are located the burner and the ignition and flame sensing electrode assembly.

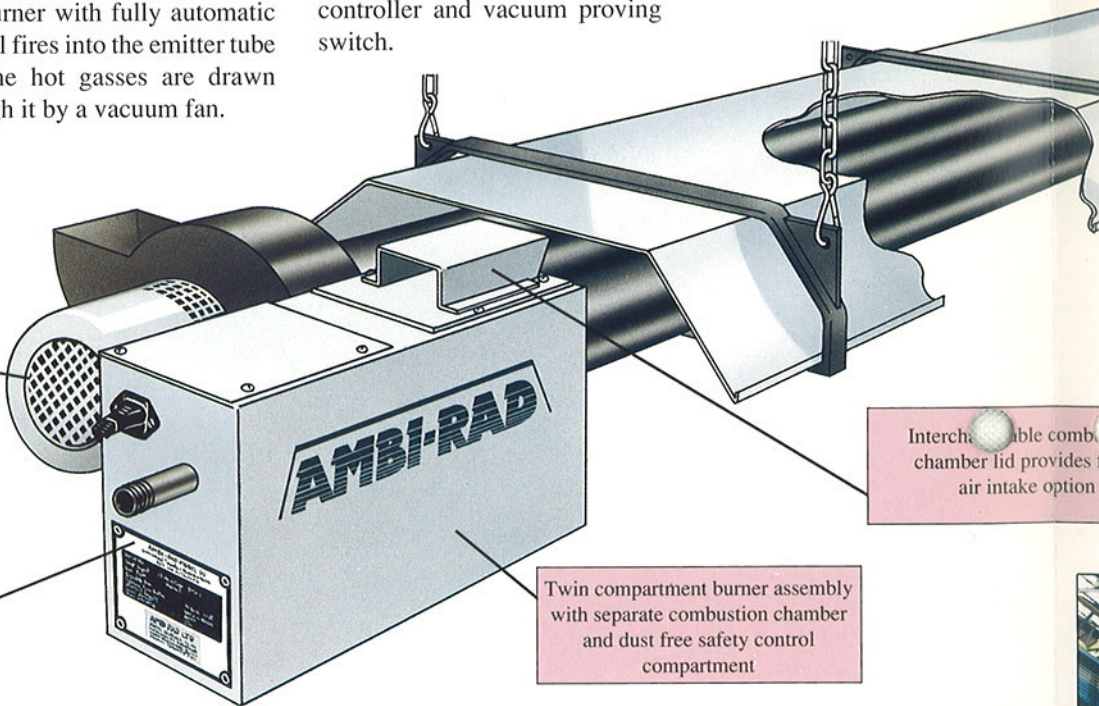
Attached to the combustion chamber is a totally enclosed housing which contains the gas safety shut off valve, pressure regulator, electronic sequence controller and vacuum proving switch.

The vacuum switch constantly monitors the vacuum fan and integrity of the system.

As the safety control housing is an enclosed compartment, all safety controls and electrical components are protected from contamination from airborne dust and fumes commonly found in industrial environments

Vacuum fan of unit construction with ball bearing motor, integral cooling impeller for cool operation and long life and thermal overload motor protection

Independently mounted burner and fan assemblies to allow stress free thermal expansion and ease of servicing.



Interchangeable combustion chamber lid provides air intake option

Twin compartment burner assembly with separate combustion chamber and dust free safety control compartment

Advantages over Warm Air Heating Systems

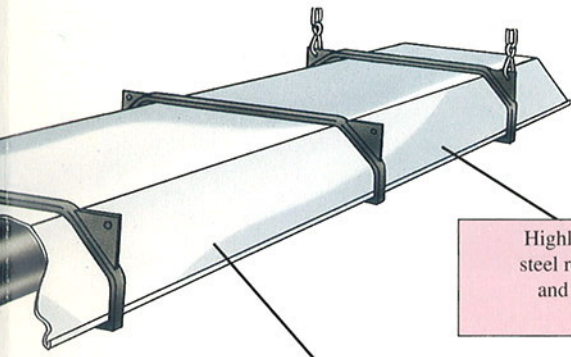
- Desired comfort levels achieved with an air temperature several degrees lower than would be necessary with an air heated system.
- Heaters suspended at high level - releases valuable floor space permitting maximum use of productive areas.
- No large fans required to distribute heat, eliminating spread of airborne dust and fumes.
- No stratification - high roof temperatures normally associated with warm air system are eliminated.
- Drastic reductions in heating costs.
- Can heat selected areas without heating the whole building.
- Warmth concentrated where it is needed at low level.
- Exceptionally low electrical costs
- Minimal maintenance

g heating for d commerce.

the sun!

The ER range of "U" tube and Linear heaters can be installed with individual flues to atmosphere, or without flues, providing building ventilation is in accordance with BS 6896: 1991.

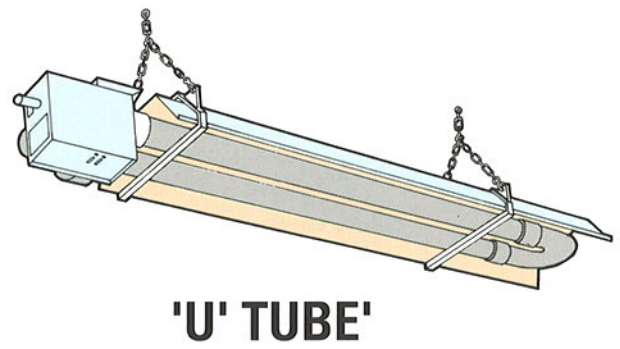
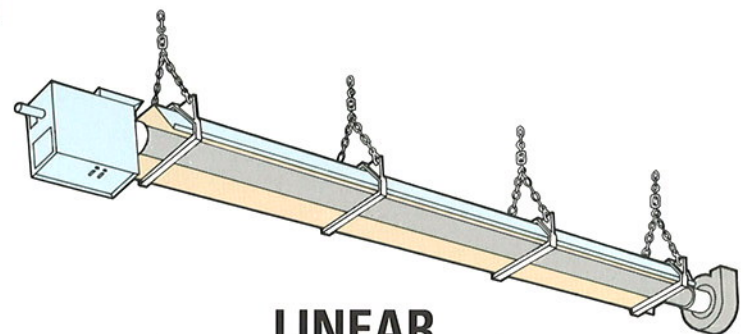
Where a collective flue arrangement is required the "Herring-bone" combined flue heating system is installed. The Herring-bone system incorporates either "U" tube or Linear heaters linked together by an aluminium manifold to one large vacuum fan.



Highly polished stainless steel reflector for long life and maximum radiant efficiency

Easily removable reflector for cleaning as and when required

combination provides fresh air option



A Choice of Models Ensure Optimum Performance

MODEL		ER13			ER22			ER38		
TYPE		'U' Tube	SL	HB	'U' Tube	SL	HB	'U' Tube	SL	HB
NOMINAL HEAT INPUT RANGE	kW	13			22			38		
	Btu/h	45,000			75,000			130,000		
OVERALL LENGTH mm		3470	6614		5244	8018		5895	12,710	
OVERALL WIDTH mm		435	235		490	295		666	460	
NOMINAL GAS RATE PER BURNER	Natural	m ³ /h 1.2			2.1			3.6		
	Gas	ft ³ /h 43			73			126		
	LPG	m ³ /h 0.5			0.85			1.47		
	Propane	ft ³ /h 17.7			30			52		
GAS SUPPLY		CONNECTION R 1/2 1/2 in BSP EXTERNAL THREAD						MAX PRESSURE 40m bar		
ELECTRICAL SUPPLY		240 VOLT 1 PHASE 50Hz								
CURRENT RATING		0.55 AMP. MAX. (INDUCTIVE)			FOR HB MODELS SEE USER INSTRUCTION MANUAL					
FUSE RATING		1 AMP INTERNAL			3 AMP EXTERNAL					
IGNITION		ELECTRONIC PROGRAMME START UP WITH SPARK IGNITION								
EXHAUST FLUE (DIA.) TWIN WALL		125 mm	*150 mm		125 mm	*150 mm		125 mm	*150 mm	
TOTAL INSTALLED WEIGHT		49 kg	55 kg		92 kg	75 kg		101 kg	110 kg	

NOTE: For building air supply and ventilation requirements please refer to BS6896:1991 Installation of gas fired overhead radiant heaters for industrial and commercial heating
* Flue dia. for HB fan only.

MOUNTING HEIGHTS

MODEL	MOUNTING	MINIMUM MOUNTING HEIGHT	RECOMMENDED MOUNTING HEIGHT RANGE	WHEN MOUNTING OVER THESE HEIGHTS CONTACT AMBI-RAD DESIGN OFFICE
ER13	HORIZONTAL	3.0m.	3.6m - 6.0m.	Over 4.5m.
ER13	INCLINED/WALL MOUNTED	2.7m.	3.0m - 4.0m.	
ER22	HORIZONTAL	3.6m.	4.2m - 14m.	Over 7.0m.
ER22	INCLINED/WALL MOUNTED	3.0m.	3.3m - 5.5m.	
ER38	HORIZONTAL	4.3m.	4.9m - 25.0m.	Over 11.0m.
ER38	INCLINED/WALL MOUNTED	3.6m.	4.0m - 7.0m.	

For full technical heater information and details please refer to User Installation and Service Manual.

CLEARANCE DISTANCES TO COMBUSTIBLE MATERIALS

MODEL	ER13	ER22	ER38
ABOVE REFLECTOR	100mm	100mm	100mm
ABOVE BURNER/FAN ASSEMBLY	300mm	400mm	400mm
BENEATH THE TUBES	900mm	1250mm	1500mm
TO THE SIDES	300mm	500mm	500mm
IN FRONT OF TUBES (INCLINED MOUNTING)	900mm	1250mm	1500mm

Because of our policy of continuous development Ambi-Rad Ltd. reserve the right to vary the equipment specification without notice.

AMBI-RAD is the registered trade mark of AMBI-RAD Ltd.

AMBI-RAD

Energy Efficient Heating Systems

Doc Ref: ER/021/0595

AMBI-RAD LIMITED, P.O. BOX 30, MUCKLOW HILL, HALESOWEN, WEST MIDLANDS B62 8DS. TEL: 0121 503 0707 FAX: 0121 501 2955 SALES OFFICE FAX: 0121-585 6376